

# CALIFORNIA GUN DEATHS: 2019

**2,945**

gun deaths in California, including

**235**

children and teens (0-19)

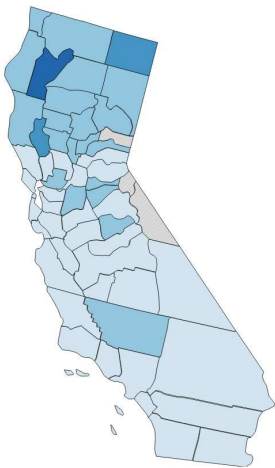


**88% MALE**

The majority of gun death victims are male.

**7**

Due to its strong gun laws, California had the 7th lowest gun death rate in the country in 2019.

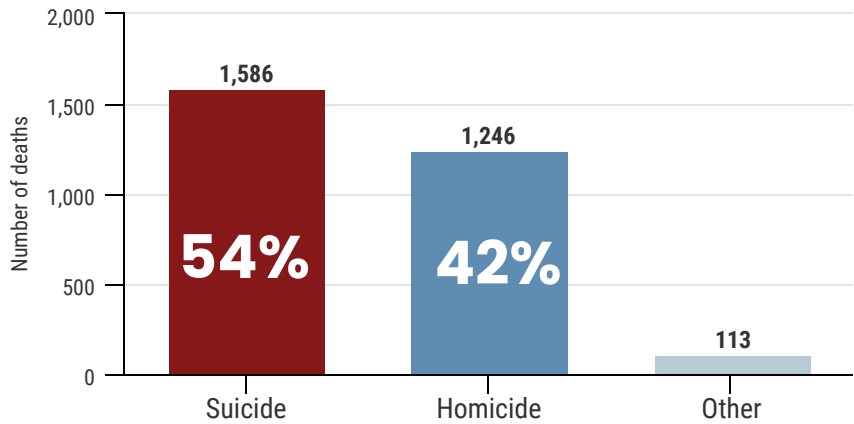


Age-adjusted gun death rate per 100,000



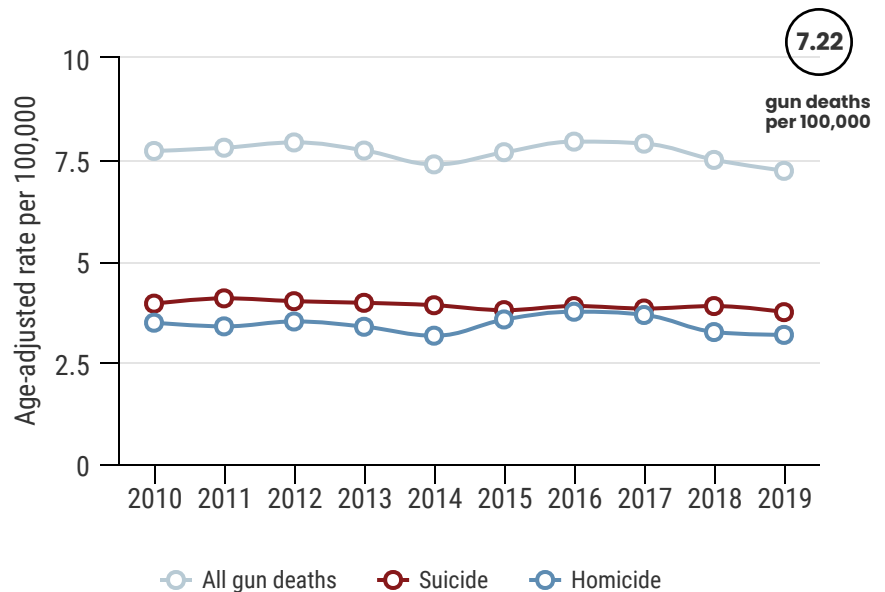
## GUN DEATHS BY INTENT, 2019

Nearly 3,000 Californians died from gun violence in 2019, an average of eight people every day. Suicides were 54% of the gun deaths and homicides were 42%.



## TRENDS OVER TIME

After years of decline, the overall gun death rate in California notably increased from 2014 to 2016 but has since decreased consistently since (from 2016 to 2019), following the same pattern as the firearm homicide rate. The firearm suicide rate has remained mostly steady over the last decade and remains higher than the firearm homicide rate.



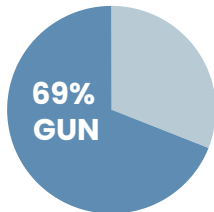
# CALIFORNIA FIREARM HOMICIDE & SUICIDE DEATHS

## FIREARM HOMICIDES:

**1,246**

firearm homicide deaths in California in 2019, including **171** children and teens (0-19).

### HOMICIDES BY METHOD



Nearly 70% of homicides in California are committed with firearms.



## DEMOGRAPHICS

In California, 86% of firearm homicide victims are male and Black males are disproportionately impacted. Black males aged 15-34 have a firearm homicide rate 16 times higher than White males of the same age group.

Note: Based on a five-year average (2015-2019).

## BY COUNTY



The highest rates of firearm homicide in California are in Medium Metro counties. San Joaquin County has the highest firearm homicide rate in the state -- 7 times higher than in Sonoma County, where the firearm homicide rate is the lowest. Lake County and Monterey County have the second and third highest rates in the state.

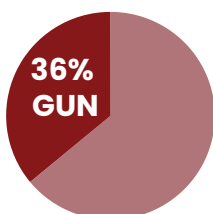
Note: Based on a ten-year average (2010-2019).

## FIREARM SUICIDES:

**1,586**

firearm suicide deaths in California in 2019, including **54** children and teens (0-19).

### SUICIDES BY METHOD



More than 1/3 of suicides in California are by firearms.



## DEMOGRAPHICS

In California, 90% of suicide decedents are males. White males American Indian/ Alaskan Native males have the highest firearm suicide rates in the state. Among females, White women have the highest rates.

Note: Based on a five-year average (2015-2019).

## BY COUNTY



The highest rates of firearm suicide are in rural counties, where firearm ownership is high. Trinity County has the highest firearm suicide rate in the state -- 8 times higher than in Santa Clara, where the firearm suicide rate is the lowest. Mariposa County and Plumas County have the second and third highest rates in the state.

Note: Based on a ten-year average (2010-2019).